

Online Meeting Guide

Mawson Infrastructure Group Inc
2023 Annual Meeting of Stockholders



Mawson
Infrastructure
Group Inc.

5.00pm (EST) on Wednesday, May 17, 2023

Attending the meeting

To participate visit <https://web.lumiagm.com/377729827> on your smartphone, tablet or computer. Access to the meeting will be available 30 minutes before the scheduled start time. You will need the latest versions of Chrome, Safari, Edge or Firefox. Please ensure your browser is compatible.

To log in, you must have the following information:

Meeting ID: 377-729-827

Stockholders

- **Username**
Your Unique Control Number
- **Password**
MAIG2023

Beneficial Holders

- Enter your name and email address
- Beneficial holders will not have the ability to vote or ask questions live at the meeting
- Questions should be submitted by email 24 hours before the meeting

Guests

To register as a guest, you will need to enter your name and email address

Participating at the meeting

- 1 To participate in the meeting, follow the direct link at the top of the page. Alternatively, visit web.lumiagm.com and enter the unique 9-digit Meeting ID, provided above.

The screenshot shows the LUMI meeting registration interface. At the top is the LUMI logo. Below it is a text input field with the placeholder text 'Enter Meeting ID'. At the bottom of the form is a button labeled 'JOIN MEETING'.

- 2 To proceed into the meeting, you will need to read and accept the Terms and Conditions.

The screenshot shows the Terms and Conditions page for the Mawson Infrastructure Group Inc. At the top is the company logo. Below it is the title 'Terms and Conditions'. The main text reads: 'Prior to registering for the meeting, it is important that you read and accept the Terms & Conditions. To access the Terms and Conditions please click on the following link: [Terms and Conditions](#)'. At the bottom, there is a checkbox with the text 'I agree to all of the above terms and conditions'. Below the checkbox are three buttons: 'ENGLISH', 'DECLINE', and 'ACCEPT'.

3 Select the relevant log in option to represent yourself in the meeting.
Note that only shareholders and proxies can vote and ask questions in the meeting.

To register as a **Stockholder**, select **'Stockholder'** and enter your **Control Number** and the password **MAIG2023**.

A mobile app screen for Mawson Infrastructure Group Inc. with a back arrow and logo at the top. Two radio button options are shown: 'Stockholder' (selected) and 'Beneficial holder or Guest'. At the bottom are buttons for 'ENGLISH', 'CANCEL', and 'CONTINUE'.

A mobile app screen for Mawson Infrastructure Group Inc. with a back arrow and logo at the top. It features two input fields: 'Control Number' and 'Password'. A green 'LOGIN' button is at the bottom.

To register as a **Beneficial Holder or Guest** select **'Beneficial Holder or Guest'** and enter your name and email address.


A mobile app screen for Mawson Infrastructure Group Inc. with a back arrow and logo at the top. Two radio button options are shown: 'Stockholder' and 'Beneficial holder or Guest' (selected). At the bottom are buttons for 'ENGLISH', 'CANCEL', and 'CONTINUE'.

A mobile app screen for Mawson Infrastructure Group Inc. with a back arrow and logo at the top. It features three input fields: 'First Name', 'Last Name', and 'Email'. At the bottom are buttons for 'ENGLISH', 'CANCEL', and 'CONTINUE'.


4 Once logged in, you will see the home page, which displays the meeting title and instructions.


A mobile app home screen for Mawson Infrastructure Group Inc. with a navigation bar (HOME, MESSAGING, VOTING) and logo at the top. The page includes a 'Welcome' section, a 'Watching the meeting' section with instructions, and an 'Asking text questions' section. A 'BROADCAST' button is at the bottom.

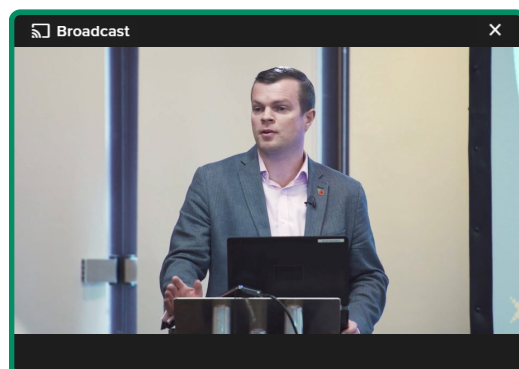
5 On a desktop device the webcast will appear at the side automatically.
On a mobile device, select the broadcast icon at the bottom of the screen to watch the webcast.




6 During the meeting, mobile users can minimise the webcast at any time by selecting the arrow by the broadcast icon. You will still be able to hear the meeting. Selecting the broadcast icon again will reopen the webcast.



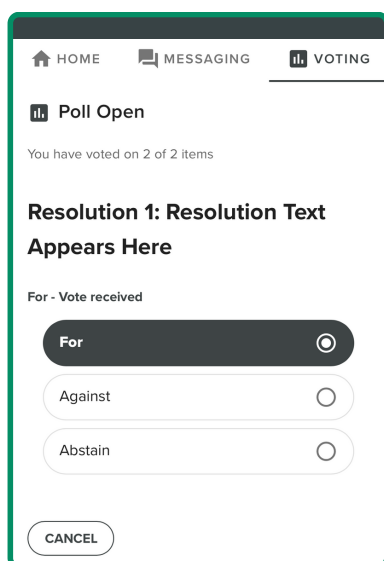
7 Desktop/laptop users can watch the webcast full screen, by selecting the full screen icon . To reduce the webcast to its original size, select the X at the top of the broadcast window.





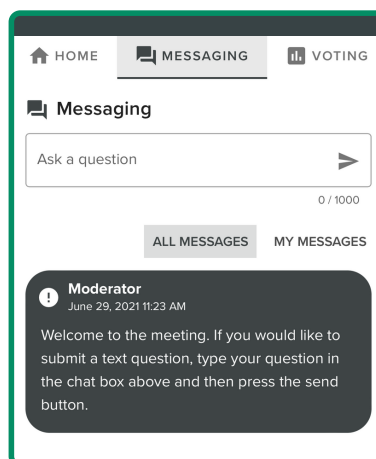
8 For stockholders only. When the Chair declares the poll open:

- A voting icon  will appear on screen and the meeting resolutions will be displayed.
- To vote, select one of the voting options. Your response will be highlighted.
- To change your vote, simply select a different option to override.

There is no need to press a submit or send button. Your vote is automatically counted. Votes may be changed up to the time the Chair closes the poll.



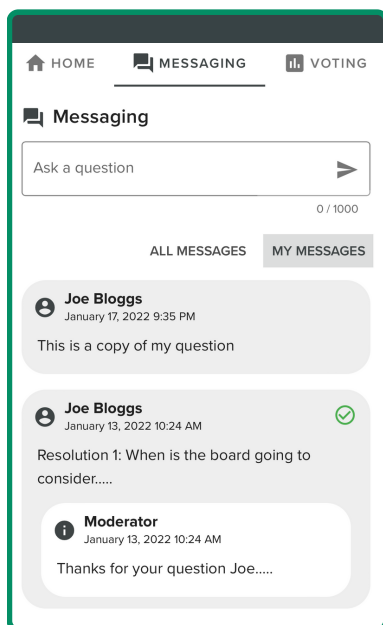
9 For stockholders only. To ask a written question, tap on the messaging icon , type your question in the chat box at the top of the screen and select the send icon . Confirmation that your message has been received will appear.



10 For stockholders only.

Questions sent via the Lumi platform may be moderated before being sent to the Chair. This is to avoid repetition and remove any inappropriate language.

A copy of your sent questions, along with any written responses from the meeting team, can be viewed by selecting "my messages".

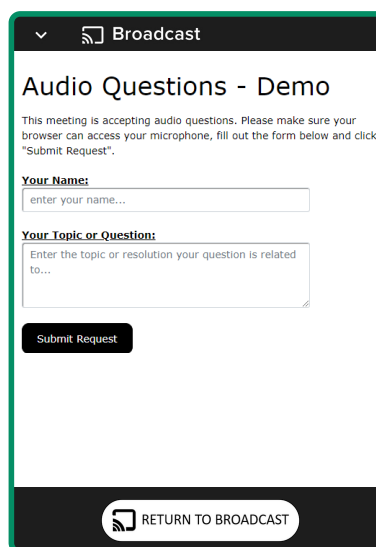


11 For stockholders only.

To ask a question orally:

- Click on the 'Request to speak' button at the bottom of the broadcast window
- Confirm your details
- Click 'Submit Request'
- Follow the audio prompts to connect

You will hear the meeting while you wait to ask your question.



Icon descriptions



Home tab - displays meeting instructions and audio questions link



Messaging tab - Submit written questions or comments



Voting tab - View and selection voting options. Only visible once the chair opens voting



Documents tab - View documents relating to the meeting, if available